



The Sundown Adventureland Activity Pack

Providing a programme of educational tasks suitable for children in the
Key Stage 2 years whilst visiting the Park

Contents

Visit Preparation

Arrival at the Park

Activities

Back at School

THE CHILDREN'S THEME PARK UNIQUELY DESIGNED FOR THE UNDER 10's
Treswell Road, near Retford, Notts, DN22 0HX
Telephone 01777 248274
www.sundownadventureland.co.uk

1.

ARRIVAL AT THE PARK

On arrival at the Theme Park, please use the main entrance, where you will be met by a member of our Visitor Services team who will direct you to the cloakroom area and toilets

Sundown Adventureland cannot be held responsible for personal property left in the cloakroom area.

Organising your group

We suggest that classes are split into smaller groups for the activities to avoid congestion around the specific rides and attractions.

Teachers / Adults should photocopy resources prior to the visit so that the children have a copy for use in the Park. Clipboards and pencils can be borrowed from the Park, subject to availability.

Risk assessments & Disabled access

Details and downloads can be found at our website
www.sundownadventureland.co.uk

Visit Preparation

Involve the children in the planning of the day, discussing travel arrangements, who will be in each group, what food shall we take and don't forget to photocopy enough activity sheets for each child to have one each.

Sundown's Poster Madness

Features of a poster



Sundown's Poster Madness • page 2

Look at this poster advertising the Sundown Adventureland Xmas Spectacular. You will have seen posters like this before. They are very important as they tell everybody the details of the event and try to persuade them to come along. Without the posters, no one would know about the event.

Think carefully about the different things that should be included on posters, and think about the best way to set them out so that they attract people's attention.

Information needed

Style / layout

Your list of features may look like this:

Information needed

- what the event is
- where it is happening
- when it is taking place (time and date)
- what will be happening at the event
- a slogan to make it sound exciting

Style / layout

- bold lettering to stand out
- interesting pictures
- different sized lettering for different pieces of information

Hunt the hunters!

Watch for the Elephants in the Crash Landing's Jungle

Design a WANTED poster

Elephant hunters cause a lot of destruction and kill many elephants to get ivory. They can then sell this ivory for a lot of money.


Design a WANTED poster to try and catch the elephant hunters.

Questions to think about:

- ★ Why should they stop hunting for elephants?
- ★ How does the ivory trade harm elephants?
- ★ How are elephant numbers falling?
- ★ What is the ivory used for?

Some of the vocabulary you may use:

extinct	dangerous	merciless
armed	ornaments	valuable
cruel	ivory	poachers
tusks	illegal	traders



Hunt the hunters! Page 2

Watch for the Elephants in the Crash Landing's Jungle

WANTED

My Sundown Adventureland Diary

Name: Date:

LO: To learn to write a diary entry

Sundown Adventureland Diary plan



Opening statement:

Event (what happened?):

Feelings (how you felt):

Anything else / other information

Now use your plan to write your diary extract.

My Sundown Adventureland Diary part 2

Name: Date:

Now swap your diary with a friend. Cut out the checklist and stick it below your friend's writing. Highlight the checklist when you find evidence of the checklist points in their writing.

Diary checklist

Does the diary have...? Tick the statement if they have included:	
events written in the past tense	
writing in the first person (I went...)	
description of how they felt	

Two stars and a wish

Write down two things that are great about your partner's diary and one thing to improve.



.....

.....



.....

.....



.....

.....

My Pirate character

Imagine you are a pirate out at sea.

- What do you like?
- What is your hair like?
- Do you have any earrings?
- Are you tall/short/fat/thin?
- What clothes are you wearing?
- Think about your head gear and what is on your feet.
- What weapons do you possess?



Use the words below to help you describe your pirate character.

bad	bandana	beard	bracelet
breeches	crimson	cutlass	crutch
eye patch	fearful	fierce	frightening
gold	gun	earrings	jewellery
leather	sash	mean	leather
parrot	pistol	pendants	puffed sleeves
robber	satin	sheepskin	shirts
skull & crossbones	silk	steal	stockings
terrifying	treasure	ugly	savvy
velvets	villain	violet	violent
waistcoat	wigs	wool	weapon

My Pirate character • page 2

Name: Date:

LO:


My Pirate Character

My pirate's name is: _____

Here is a description of my pirate: _____

This is a picture of my pirate:

By _____



My western character

Character sketch and wanted poster

Plan out a character sketch. Find them in Shotgun City /Rodeo Corral
Jot down key adjectives to describe different aspects of their character.

Physical appearance

Clothes

What is your character?
What is his/her/its name?

Personality

Likes/dislikes

Movement

Writer's tip

Try and collect words and phrases that you think are good character descriptions to use in your writing.




My western character

Make a **WANTED** poster for your character.

Remember to include:

- the name, physical description and information about their personality
- a drawing of your character in the box on the right hand side of your poster
- a simile to help your description.

WANTED!



Robin Hood



In the box below are some adjectives that you might use to describe Robin Hood.

grumpy	wild	lively	unhappy	scruffy	stern
funny	entertaining	loving	lazy	mischievous	kind
suspicious	sensible	honest	disorganized	tall	plump
fair	frightening	helpful	busy	talkative	friendly
quiet	reliable	cruel	interesting	sly	fickle
slim	weak	smart	cunning	faithful	strange
curious	bright	short	unsmiling	stubborn	stocky
strong	dark	cowardly	brave	patient	irritable

1. Which words would you choose to describe Robin Hood? Why? Which words would you not use? Why? (Think of examples from the text to explain your choices).

2. Can you think of any more words or phrases to describe Robin Hood? Write them in the box below. Be prepared to say why you have chosen these words and phrases!

--

3. Your final task is to write your **character sketch**. You could write about:

- his / her appearance
- his / her strengths and weaknesses
- his / her feelings and behaviour towards the other characters
- how the other characters feel about him / her
- his / her personality at the beginning of the story
- what happens to change his / her personality
- your own opinions about the character

Try to use examples from the text to back up your comments.

Name of text:
Name of character:

Robin Hood · description

[illegible]


Little Red Riding Hood • My Version

Name: Date:

Read the original story of Little Red Riding Hood and the innovations listed below.

Your task is to invent a new story based around Little Red Riding Hood.


- ★ Fill in the blank boxes to create a new story.
- ★ Share with a friend to check that it makes sense.
- ★ Use this plan to write your new version of the story out in full.

A large green scroll-like writing area with horizontal lines for text. The scroll is unrolled, showing a series of horizontal lines for writing. The top and bottom edges of the scroll are curved, and the left edge has a small tab. The right edge is also curved. The entire writing area is enclosed in a black border.

Little Red Riding Hood • My Version • page2

The original story	Innovation	My version
Little Red Riding Hood is asked to take a basket of food to Grandma's house.	Little Red Riding Hood is given a task to do.	Little Red Riding Hood takes her _____ to Grandma's house.
Little Red Riding Hood sets off through the woods.	Little Red Riding Hood chooses her route.	
Little Red Riding Hood stops in the woods to pick flowers.	Little Red Riding Hood is distracted by something.	
The Wolf appears.	Something/one appears.	
The Wolf runs ahead to Grandma's.	It/they get to where Little Red Riding Hood is going before her.	
Little Red Riding Hood arrives at Grandma's and the Wolf is in bed dressed as Grandma.	Little Red Riding Hood arrives at her destination and something is not right.	
The Wolf attacks Little Red Riding Hood.	Something happens.	
Little Red Riding Hood and Grandma are rescued by the Woodcutter. The Wolf is dead.	The story ends happily.	

Pirate Directions



Can you use the compass points to direct the pirate to the treasure? Make sure you avoid:
the spooky forest
the lake
the swamp
the bottomless pits.



Pirate Directions • page 2


Name: Date:

LO:

Write instructions like this to get to the treasure!

Example: Go **four** squares **west** past the **tree**.

North, East, South or West?



Go _____ squares _____ past the _____

Go _____ squares _____ past the _____

Go _____ squares _____ past the _____

Go _____ squares _____ past the _____

Go _____ squares _____ past the _____

Go _____ squares _____ past the _____

Go _____ squares _____ past the _____

Go _____ squares _____ past the _____

Go _____ squares _____ past the _____

Go _____ squares _____ past the _____



Nursery Rhyme News at Nine!

Nursery Rhyme News from Nursery Rhyme Land

Your group task is to present a 3-5 minute news bulletin on a story for the nine o'clock news. Turn one of the following nursery rhymes into the top story of the night using relevant news programme techniques:

- Humpty Dumpty
- Little Bo Peep
- Jack and Jill
- Little Boy Blue
- Three Blind Mice
- The Queen of Hearts
- Little Miss Muffet
- Doctor Foster.



Things to consider:

Roles you could adopt

Newsreader, interviewer, expert, eyewitness, characters from the nursery rhyme, outside broadcaster, relative, politician, any other you think relevant.

Techniques you could use

Re-enactments, freeze frame pictures, flashbacks, interviews, discussions in the newsroom, reading to camera, any other techniques of your choice.

Aspects you could include

A brief summary of the story, a link to an outside broadcaster at the scene, an interview in the studio with characters or relatives, an expert's / politician's opinion, photographs (freeze frames) or video (re-enactment) of the incident, ideas of your own.

Language and register

Try to use vocabulary that conveys the shock and severity associated with your tale. What makes it newsworthy? What are the issues? Why will the public want to watch this news item?

Try to be inventive so that you give the news item some energy and originality.

Getting started

You could start with the newsreader stating: *"Earlier today there was a serious incident in Nursery Rhyme Land..."*

Finishing it off

You could end with: *"And we'll bring you more on that story as we receive it."*

Nursery Rhyme News at Nine!

Nursery Rhyme News Items

<p>The Queen of Hearts</p> <p>The Queen of Hearts She made some tarts All on a summer's day. The Knave of Hearts He stole those tarts And took them clean away.</p>	<p>Little Bo Peep</p> <p>Little Bo Peep has lost her sheep And doesn't know where to find them Leave them alone and they'll come home Wagging their tails behind them.</p>
<p>Doctor Foster</p> <p>Doctor Foster went to Gloucester In a shower of rain. He stepped in a puddle Right up to his middle And never went there again.</p>	<p>Little Miss Muffet</p> <p>Little Miss Muffet Sat on a tuffet Eating her curds and whey. Along came a spider Who sat down beside her And frightened Miss Muffet away.</p>
<p>Little Boy Blue</p> <p>Little Boy Blue Come blow your horn The sheep's in the meadow The cow's in the corn But where is the boy who looks after the sheep? He's under a haystack fast asleep.</p>	<p>Three Blind Mice</p> <p>Three blind mice Three blind mice See how they run See how they run They all ran after the farmer's wife Who cut off their tails with a carving knife Did you ever see such a thing in your life As three blind mice.</p>
<p>Jack and Jill</p> <p>Jack and Jill went up the hill To fetch a pail of water. Jack fell down and broke his crown And Jill came tumbling after.</p>	<p>Humpty Dumpty</p> <p>Humpty Dumpty sat on a wall Humpty Dumpty had a great fall All the king's horses And all the king's men Couldn't put Humpty together again.</p>



Follow-up activities

Make a Sundown Adventureland collage with some of the photos you have taken. Add your drawings of your favourite objects at the Park.

Cut out different parts of the Sundown Adventureland brochure and add to the collage.

We hope everybody had an enjoyable day at Sundown and we all look forward to seeing you again on your next visit.

THE CHILDREN'S THEME PARK UNIQUELY DESIGNED FOR THE UNDER 10's
Treswell Road, near Retford, Notts, DN22 0HX
Telephone 01777 248274
www.sundownadventureland.co.uk