



The Sundown Adventureland Activity Pack

Providing a programme of educational tasks suitable for children in the
Key Stage 1 years whilst visiting the Park

Contents

Visit Preparation

Arrival at the Park

Activities

Back at School

THE CHILDREN'S THEME PARK UNIQUELY DESIGNED FOR THE UNDER 10's
Treswell Road, near Retford, Notts, DN22 0HX
Telephone 01777 248274
www.sundownadventureland.co.uk

I.

ARRIVAL AT THE PARK

On arrival at the Theme Park, please use the main entrance, where you will be met by a member of our Visitor Services team who will direct you to the cloakroom area and toilets

Sundown Adventureland cannot be held responsible for personal property left in the cloakroom area.

Organising your group

We suggest that classes are split into smaller groups for the activities to avoid congestion around the specific rides and attractions.

Teachers / Adults should photocopy resources prior to the visit so that the children have a copy for use in the Park. Clipboards and pencils can be borrowed from the Park, subject to availability.

Risk assessments & Disabled access

Details and downloads can be found at our website
www.sundownadventureland.co.uk











Visit Preparation

Involve the children in the planning of the day, discussing travel arrangements, who will be in each group, what food shall we take and don't forget to photocopy enough activity sheets for each child to have one each.

Sundown's Market square

Fruit or veg?

Decide whether these are fruits or vegetables and tick the right box.

			fruit	vegetable
1	tomato			
2	avocado			
3	lettuce			
4	broccoli			
5	potato			
6	apple			
7	coconut			
8	mango			
9	green bean			
10	pea			

The Witches Cauldron

A revolting spell

The three ugly witches uttered this spell in *Macbeth* as they stirred their cauldron:



Eye of newt, and toe of frog,
Wool of bat, and tongue of dog,
Adder's fork, and blind-worm's
sting,
Lizard's leg, and howlet's wing –
For a charm of powerful trouble,
Like a hell-broth boil and bubble.

Macbeth (Act 4 Scene 1, lines 14–15)

Can you create your own revolting spell?

Think of lots of disgusting things to go into your cauldron!

You will need:



Eye of

.....

Toe of

.....

Wool of

.....

Tongue of

.....

Slice of

.....



A revolting spell

By

Pirates • arrr me 'earties!

Pirate poetry

Meet the pirates!

Aboard a rocky pirate ship
In the middle of the sea
Are a funny group of pirates
Who are as useless as can be!



There's Pirate Jim
Who cannot swim,
Pirate Dave
Who's scared of waves,

Pirate Nick
Who gets sea-sick,
Pirate Dale
Who cannot sail,



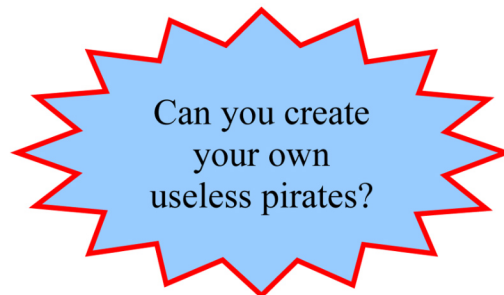
And Pirate Pete
With smelly feet.
The most useless bunch of pirates
You could ever wish to meet!

Pirates • arrr me 'earties!

Pirate poetry

Name: Date:

Aboard a rocky pirate ship
In the middle of the sea
Are a funny group of pirates
Who are as useless as can be!



There's Pirate

Who

Pirate

Who

Pirate

Who

Pirate

Who

And Pirate Pete
With smelly feet.
They're the most useless bunch of pirates
You could ever wish to meet!



Use some of the names and words below if you are stuck for ideas!

Lucy	juicy	Anne	pan
Vicky	biccy	Jack	sack
Sam	ham	Paul	ball
Peg	leg	Jane	pain
Kat	fat	Frank	plank

Pirates • Walk the plank ye scurvy dogs!

Pirate punctuation

pedro the Pirate



Re-write this description, adding the capital letters and full stops.
Don't forget capital letters for names!

pedro the pirate is a bit unusual he is friendly
and kind he's a bit like the robin hood of the sea
he likes to be kind to everyone his favourite
food is pasta and he really likes chocolate he has
a parrot called pinchy and a nice crew pedro the
pirate has lots of buried treasure but he has
forgotten where he put most of it when he's
older he wants to settle down and be a doctor
but for now he is happy being a pirate

Pirates • Walk the plank ye scurvy dogs!

Pirate punctuation

Pedro the Pirate



Use this page for your description of Pedro the Pirate

A large, empty rectangular box with a thin black border, intended for a student to write a description of Pedro the Pirate. The box is positioned below the title and the pirate illustration. The bottom right corner of the box is folded over, showing a grey underside.

Cinderella

Cinderella characters

Name: Date: LO:

Cinderella	The Prince	The Stepmother
Character words:	Character words:	Character words:

- Which of these words would you use to describe the characters from the Cinderella story? Write them in the correct box.

beautiful	dapper	greedy	evil	handsome
hardworking	popular	poor	pretty	rich
selfish	twinkling	ugly	unclean	well groomed

- Next, add five more of your own words to describe each character.
- Finally, draw pictures of what your characters look like.

The Three Little Pigs

Instructions

Read the story to the class encouraging the children to join in when they can. Explain that this story does not have any pictures!

After reading:

- What happened at the beginning of the story?
- Which house did the wolf visit first?
- Ask questions about what happened next in the story and the order in which it happened.
- What happened to the wolf at the end of the story?

Next

Give the children copies of the story grid and ask them to draw pictures of the events in the order they happen in the story.

The Three Little Pigs

Once upon a time there were three little pigs **who** lived with their mother. The time had come for them to leave home and build their own houses. The first pig made a house of straw. The second pig made a house of sticks. The third pig made a house of bricks.

Later, the big bad wolf came along. He knocked on the door and said, "Little pig, little pig, let me come in."

"Not by the hair of my chinny chin chin, I will not let you in!" said the first little pig.

"Then I'll huff and I'll puff and I'll blow your house down!"

So, he did! And the house of straw came crashing down and the first little pig escaped **and** ran to the second little pig's house.

The Three Little Pigs part 2

Next, the wolf came to the second little pig's house. He knocked on the door and said, "Little pig, little pig, let me come in."

"Not by the hair of my chinny chin chin, I will not let you in!" said the second little pig.

"Then I'll huff and I'll puff and I'll blow your house down!"

So, he did! And the house of sticks came crashing down and the first and second little pig escaped **and** ran to the third little pig's house.

After that, the wolf came to the third little pig's house. He knocked on the door and said, "Little pig, little pig, let me come in."

"Not by the hair of my chinny chin chin, I will not let you in!" said the third little pig.

"Then I'll huff and I'll puff and I'll blow your house down!"

So he huffed and he puffed but the house of bricks did not fall down!

Soon the wolf was on the roof calling down the chimney.

"I'm coming down to eat you little pigs!"

And he came down the chimney. Splash! Right into a big pot of boiling water the third little pig had ready for his supper.

The wolf was dead! Hooray! And the three little pigs lived happily together in the house of bricks for the rest of their days.

The Three Little Pigs Activity sheet

Name: LO:
Date:
Draw your pictures to accompany the story captions.

1) The three little pigs	2) The house of straw	3) The house of sticks	6) The wolf in the cooking pot
4) The house of bricks	5) The wolf blowing		

The Yellow Brick Road

Circle the words which you think best describe Dorothy's character.

nice	kind	mean
spoilt	sad	
forgotten	lonely	happy
clever	funny	
beautiful	sly	cheeky
old	tired	
selfish	jealous	thoughtful
pretty	intelligent	
shy	young	hardworking



Now describe what she looks like.

- Describe her hair, her eyes, nose and mouth.
- What clothes is she wearing?
- What shoes is she wearing?
- What jewellery has she got on?
- How old do you think she is?
- Does she look clean?

The Yellow Brick Road • part 2

Name: Date: LO:

Write a description of two of the main characters in the story and draw their pictures below




Xmas Puzzles

Christmas word search

Find the 'Christmas' words in the list below in the grid. They could be written across, down or diagonally.

Words to find:

- | | | |
|---------|---------|-------------|
| carol | saviour | tree |
| joy | bell | decorations |
| holly | ivy | inn |
| stable | lights | crib |
| star | eat | goose |
| turkey | ribbon | angel |
| wisemen | manger | baby |
| toys | cracker | shepherd |

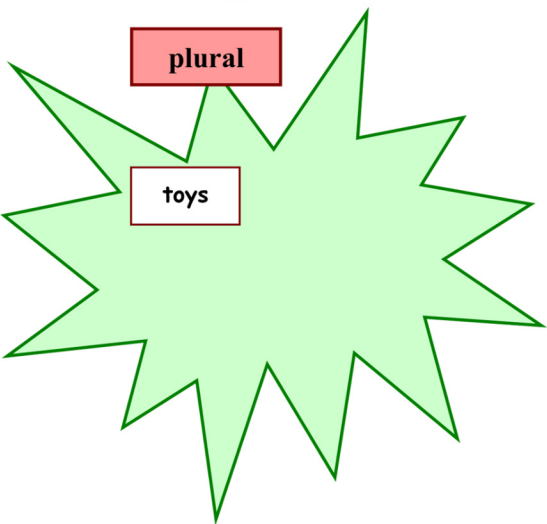
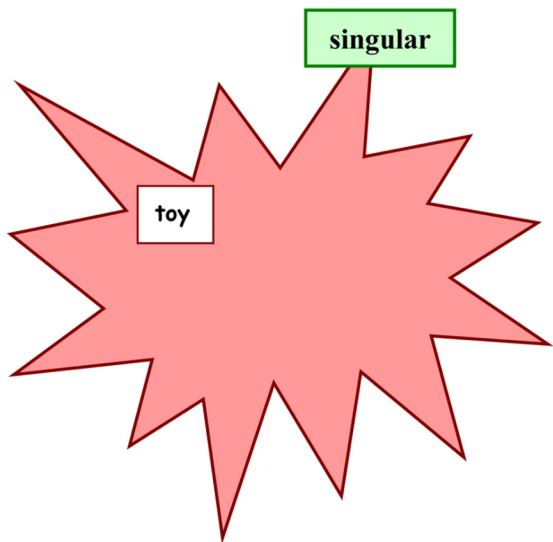



Xmas Puzzles

Christmas noun sort



Can you sort these nouns into singular and plural?
The first one is done for you.



toy

toys

Xmas Puzzles

Christmas noun sort



Can you rewrite these sentences,
changing the singular words to plural?



1. Father Christmas gave me a new toy for Christmas.



2. Mary took the gift from the shepherd.

3. Santa's elf had been very busy on Christmas Eve.




4. The baby cried because the music was too loud.

5. Mum put the angel on top of the Christmas tree.



6. The wise man came from the East.

7. Dad bought a cracker from the shop.

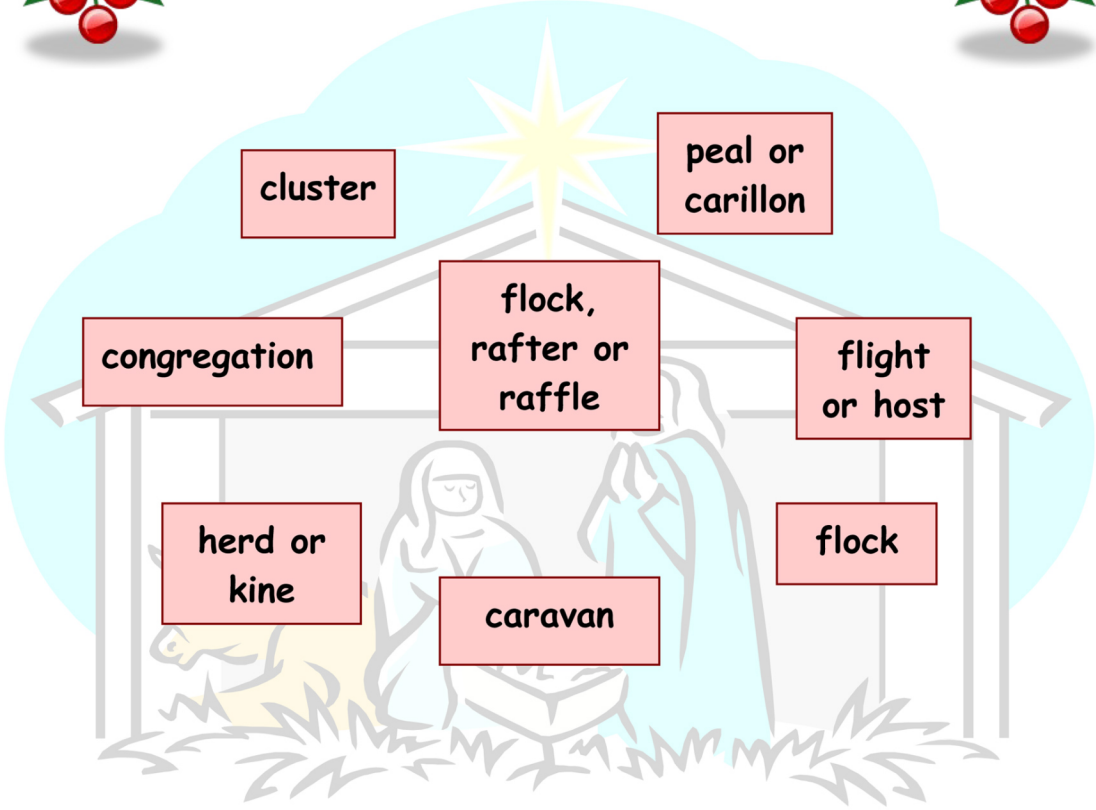


Xmas Puzzles

Christmas noun sort



Complete the sentences using one of the collective nouns in the box below.



1. A
.....
..... of sheep.
2. A
.....
..... of cattle.
3. A
.....
..... of people.

Xmas Puzzles

Christmas noun sort

4. A

.....
..... of turkeys.

5. A

.....
..... of camels.

6. A

.....
..... of angels.

7. A

.....
..... of stars.

8. A

.....
..... of bells.



Answer sheet



Noun sort

Singular: toy, elf, baby, gift, man, angel, cracker.

Plural: toys, elves, babies, gifts, men, angels, crackers.

Sentence changing

1. Father Christmas gave me the new toys of Christmas.

2. Mary took the gifts from the shepherd.

3. Santa's elves had been very busy on Christmas Eve.

Xmas Puzzles

Christmas noun sort

4. The babies cried because the music was too loud.
5. Mum put the angels on top of the Christmas tree.
6. The wise men came from the East.
7. Dad bought some crackers from the shop.

Collective nouns

1. A flock of sheep.
2. A herd or kine of cattle.
3. A congregation of people.
4. A flock, rafter or raffle of turkeys.
5. A caravan of camels.
6. A flight or host of angels.
7. A cluster of stars.
8. A peal or carillon of bells.

KS1 Passport




Name:

Class:

Me!

Crash Landings

Things I like about this attraction



Rocky Mountain Railroad

Things I like about this ride



Which is your favourite ride or attraction and why?



Follow-up activities

Make a Sundown Adventureland collage with some of the photos you have taken. Add your drawings of your favourite objects at the Park.

Cut out different parts of the Sundown Adventureland brochure and add to the collage.

We hope everybody had an enjoyable day at Sundown and we all look forward to seeing you again on your next visit.

THE CHILDREN'S THEME PARK UNIQUELY DESIGNED FOR THE UNDER 10's
Treswell Road, near Retford, Notts, DN22 0HX
Telephone 01777 248274
www.sundownadventureland.co.uk