



**Activities inspired by your visit to the Park**

## **Key Stage 1**



Sundown Adventureland  
Treswell Road Rampton, Nottinghamshire  
DN22 0HX

## Describe Cinderella

Circle the words which you think best describe Cinderella's character.

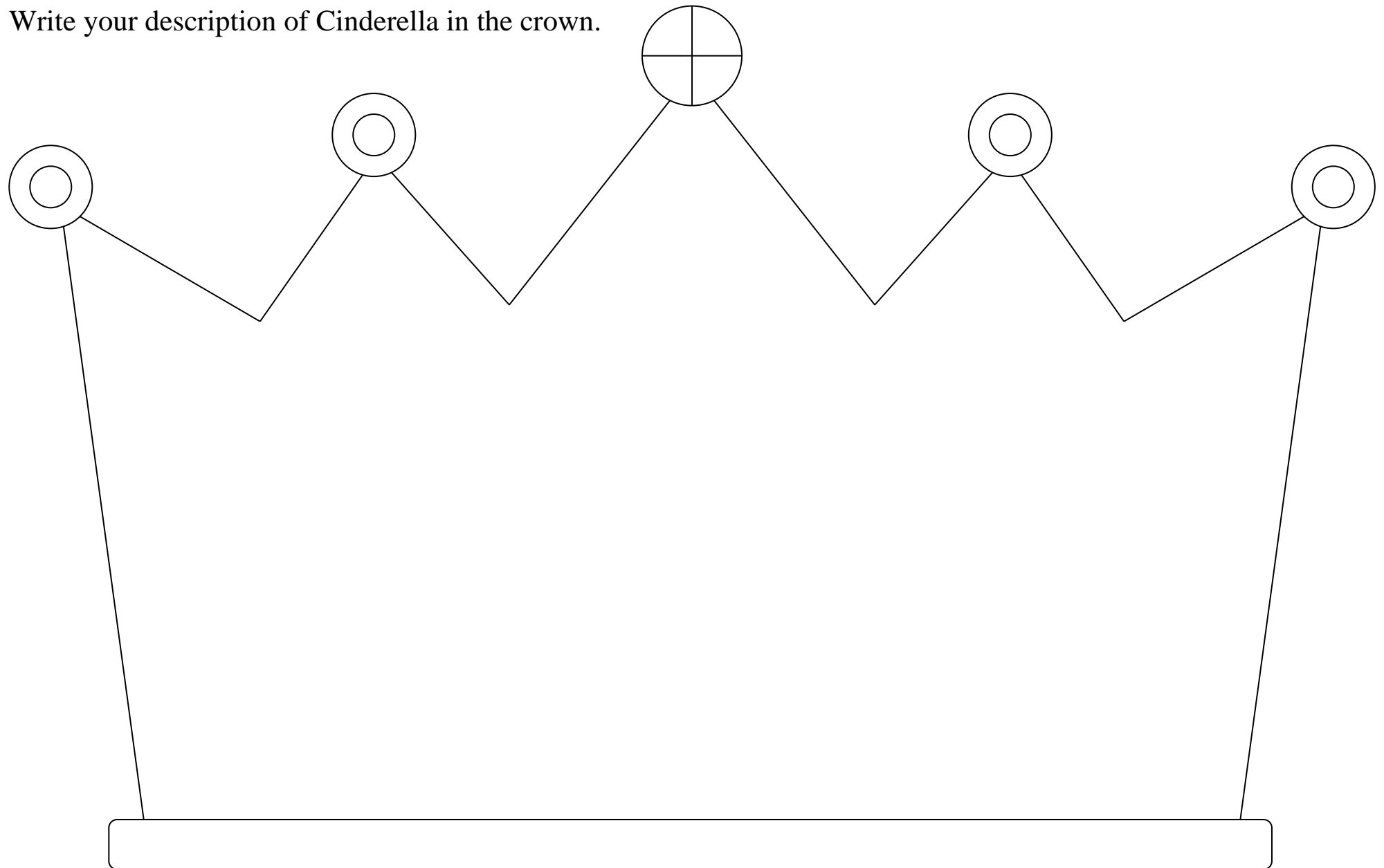
nice	kind	mean
spoilt	sad	
forgotten	lonely	happy
clever	funny	
beautiful	sly	cheeky
old	tired	
selfish	jealous	thoughtful
pretty	intelligent	
shy	young	hardworking

Now describe what she looks like.

Think! Are you describing Cinderella dressed at the ball or in her own home?

- Describe her hair, her eyes, nose and mouth.
- What clothes is she wearing?
- What shoes is she wearing?
- What jewellery has she got on?
- How old do you think she is?
- Does she look clean?

Write your description of Cinderella in the crown.





<b>Cinderella</b>	<b>The Prince</b>	<b>The Stepmother</b>
Character words:	Character words:	Character words:

- Which of these words would you use to describe the characters from the Cinderella story? Write them in the correct box.


beautiful	dapper	greedy	evil	handsome
hardworking	popular	poor	pretty	rich
selfish	twinkling	ugly	unclean	well groomed

- Next, add five more of your own words to describe each character.
- Finally, draw pictures of what your characters look like.



**Fill in the missing words describing what  
Little Red Riding Hood saw in her  
Grandma's bedroom**

When I entered Grandma's room I saw a lot of  
things lying on the floor. A .....  
was by her bed.



Her knitting was .....

.....

I was shocked to see Grandma's clothes


.....

.....

There was even a spider

.....

.....



I walked into Grandma's room. I looked at Grandma  
and I thought her ears were .....

.....

Her eyes were .....

.....


Even her teeth were .....

.....

and she .....

.....

### Useful words:




floor  
sharp  
pieces  
hanging  
crooked

jumble  
climbing  
mess  
glaring  
hairy

huge  
glistening  
torn  
knot  
twinkling

Name .....

**Next draw Grandma and all the things in her bedroom!**



## **Instructions**

Read the story to the class encouraging the children to join in when they can. Explain that this story does not have any pictures!

After reading:

- What happened at the beginning of the story?
- Which house did the wolf visit first?
- Ask questions about what happened next in the story and the order in which it happened.
- What happened to the wolf at the end of the story?

## **Next**

Give the children copies of the story grid and ask them to draw pictures of the events in the order they happen in the story.

## **The Three Little Pigs**

**Once upon a time** there were three little pigs **who** lived with their mother. The time had come for them to leave home and build their own houses. The first pig made a house of straw. The second pig made a house of sticks. The third pig made a house of bricks.

**Later**, the big bad wolf came along. He knocked on the door and said, "Little pig, little pig, let me come in."

"Not by the hair of my chinny chin chin, I will not let you in!" said the first little pig.

"Then I'll huff and I'll puff and I'll blow your house down!"



**So**, he did! And the house of straw came crashing down and the first little pig escaped **and** ran to the second little pig's house.

**Next**, the wolf came to the second little pig's house. He knocked on the door and said, "Little pig, little pig, let me come in."

"Not by the hair of my chinny chin chin, I will not let you in!" said the second little pig.

"Then I'll huff and I'll puff and I'll blow your house down!"

**So**, he did! And the house of sticks came crashing down and the first and second little pig escaped **and** ran to the third little pig's house.

**After that**, the wolf came to the third little pig's house. He knocked on the door and said, "Little pig, little pig, let me come in."

"Not by the hair of my chinny chin chin, I will not let you in!" said the third little pig.

"Then I'll huff and I'll puff and I'll blow your house down!"

**So** he huffed and he puffed but the house of bricks did not fall down!

**Soon** the wolf was on the roof calling down the chimney.

"I'm coming down to eat you little pigs!"

And he came down the chimney. Splash! Right into a big pot of boiling water the third little pig had ready for his supper.

The wolf was dead! Hooray! And the three little pigs lived happily together in the house of bricks for the rest of their days.

Draw your pictures to accompany the story captions.

1) The three little pigs	2) The house of straw	3) The house of sticks
4) The house of bricks	5) The wolf blowing	6) The wolf in the cooking pot

Little Red  
Riding Hood

Sleeping  
Beauty

Ugly Sisters

Fairy  
Godmother


Three Little  
Pigs

Dragon



**Look through library books and explore the Internet to find out these facts about farm animals.**

# Pigs



*Pigs are farmed for their meat and leather.*

**Habitat:** Where do pigs live?

.....

.....

**Size:** What size can pigs grow to?

.....

.....

**Appearance:** What do pigs look like?

.....

.....

**Diet:** What do pigs eat?

.....

.....

**Young:** What are young pigs called?


.....

**Interesting facts:** Write one more interesting fact about pigs.

.....

.....

.....



# Sheep

*Sheep are farmed for their milk, meat and wool.*

**Habitat:** Where do sheep live?

.....

.....

**Size:** What size can sheep grow to?

.....

.....

**Appearance:** What do sheep look like?

.....

.....

**Diet:** What do sheep eat?

.....

.....

**Young:** What are young sheep called?


.....

**Interesting facts:** Write one more interesting fact about sheep.

.....

.....

# Goats



*Goats are farmed for their wool, milk and meat.*

**Habitat:** Where do goats live?

.....

.....

**Size:** What size can goats grow to?

.....

.....

**Appearance:** What do goats look like?

.....

.....

**Diet:** What do goats eat?

.....

.....

**Young:** What are young goats called?

.....


**Interesting facts:** Write one more interesting fact about goats.

.....

.....

.....

# Cows



*Cows are farmed for their hides, milk and meat.*

**Habitat:** Where do cows live?

.....

.....

**Size:** What size can cows grow to?

.....

.....

**Appearance:** What do cows look like?

.....

.....

**Diet:** What do cows eat?

.....

.....

**Young:** What are young cows called?

.....

**Interesting facts:** Write one more interesting fact about cows.


.....

.....

.....



# Chickens



*Chickens are farmed for their eggs and meat.*

**Habitat:** Where do chickens live?

.....

.....

**Size:** What size can chickens grow to?

.....

.....

**Appearance:** What do chickens look like?

.....

.....

**Diet:** What do chickens eat?

.....

.....

**Young:** What are young chickens called?

.....

**Interesting facts:** Write one more interesting fact about chickens.

.....

.....

.....

**Meet the pirates!**

Aboard a rocky pirate ship

In the middle of the sea

Are a funny group of pirates

Who are as useless as can be!



There's Pirate Jim

Who cannot swim,

Pirate Dave

Who's scared of waves,

Pirate Nick

Who gets sea-sick,

Pirate Dale

Who cannot sail,





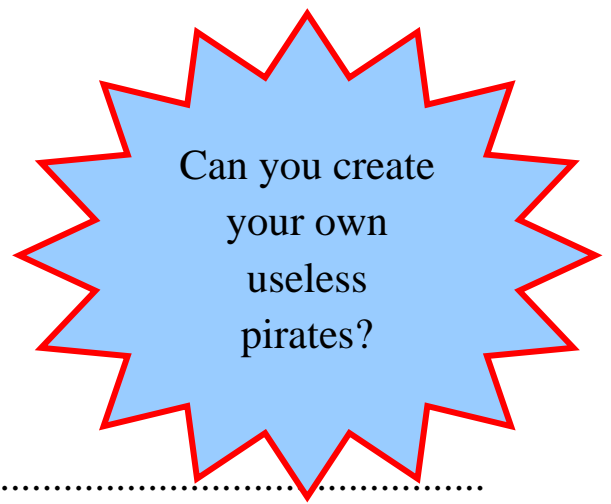
And Pirate Pete

With smelly feet.

The most useless bunch of pirates

You could ever wish to meet!

Aboard a rocky pirate ship  
 In the middle of the sea  
 Are a funny group of pirates  
 Who are as useless as can be!



There's Pirate .....

Who .....

Pirate .....

Who .....

Pirate .....

Who .....

Pirate .....

Who .....

And Pirate Pete

With smelly feet.

They're the most useless bunch of pirates

You could ever wish to meet!



Use some of the names and words below if you are stuck for ideas!

Lucy	juicy	Anne	pan
Vicky	biccy	Jack	sack
Sam	ham	Paul	ball
Peg	leg	Jane	pain
Kat	fat	Frank	plank

## Pirate Treasure Map Poetry

You are on an island looking for treasure.

You have to go through /get past: mud, forest, a river, a mountain, a cave and a swamp.

Use the example below to continue the poem.



*Through the slimy, sticky, squelchy mud,*      **(Adjectives first)**

*Slipping, squelching, slurping all the way.*      **(Verbs first)**

*Keep slipping, slurping, squelching until the end of the day.*      **(Repeat the verbs first)**



Through the .....forest,

..... all the way.

Keep ..... until the end of the day.

Through the ..... river,



..... all the way.

Keep ..... until the end of the day.

Up the ..... mountain,



..... all the way.

Keep ..... until the end of the day.



Pass the ..... cave,

..... all the way.

Keep ..... until the end of the day.

Through the ..... swamp,

..... all the way.

Keep ..... until the end of the day.



Pirate Carroll Diagram

	Has 1 leg	Has 2 legs
Has a cutlass		
Does NOT have a cutlass		



One-eyed Jack



Captain Splat



Old Pete



Carlos



Little Tim



Peg Leg



Captain Skuller



Young Nick

Using the pictures above, design your own Carroll diagram with different criteria.



# pedro the Pirate



Re-write this description, adding the capital letters and full stops.  
Don't forget capital letters for names!

pedro the pirate is a bit unusual he is friendly  
and kind he's a bit like the robin hood of the  
sea he likes to be kind to everyone his  
favourite food is pasta and he really likes  
chocolate he has a parrot called pinchy and a  
nice crew pedro the pirate has lots of buried  
treasure but he has forgotten where he put  
most of it when he's older he wants to settle  
down and be a doctor but for now he is happy